

**Finsa**



**Decorative  
Surfaces**

**Habitat  
360**





The background is an abstract composition of overlapping geometric planes and textures. It features various shades of grey and beige, with some areas having a fine, pebbled texture. The planes are cut at different angles, creating a sense of depth and three-dimensional space. The lighting is soft, highlighting the edges and textures of the planes.

# Table of contents

# Finsa

**Finsa**, a company supported by over ninety years of experience, has been a pioneer in the transformation, development and manufacture of wood-derived products. In connection with the environment, Finsa continues to work to respond to the needs of the interior design and construction market, ultimately helping to create the spaces we will inhabit in the years to come.

Over the years the company has advanced, never losing its essence but adapting to changing times, with sustainability as a core value and design as its vision for the future. The transformation process to which the raw material is subjected ensures that the wood does not lose its properties; rather, efficiency is improved through an industrial process based on the circular economy system.

Design is part of **Finsa's** DNA — not only as a core element in the creation of its products, but also as one of the brand's key strengths and defining features.

## Connect with Finsa

### Finsa.com

a website with all  
the information

The **Finsa** website is a practical and intuitive tool that gives you quick access to detailed information about our extensive product range, including technical datasheets, catalogues, and availability guides. It also helps you locate your nearest distributors and stay up to date with the

latest news from **Finsa** and the wider industry. What's more, architects, designers, and interior professionals can find inspiration on the site through a curated selection of projects featuring our materials.

### Finsa spaces generator:

compare and choose  
to your liking

Making interior design decisions and advising your clients on trends has never been easier: compare different designs from our range on your screen in the **Finsa** spaces Generator.

the same room configuration at the same time. The detailed view allows you to see the effect of the design on the corresponding finish. Do you need to use and share those results outside our digital generator? You can create a report with all the details of the materials sampled for each setting.

How does our Environment Generator work? Using the "*Comparison*" mode allows you to display two settings in

### Sample service:

however and whenever  
you want

Why imagine, when you can see for yourself? We can provide samples of our decorative surfaces, allowing you to discover their wide variety. If

you'd like to see them in greater detail before making your final decision, simply ask for our samples in A4 size.

### Technical Consultancy Support:

we are part  
of your team

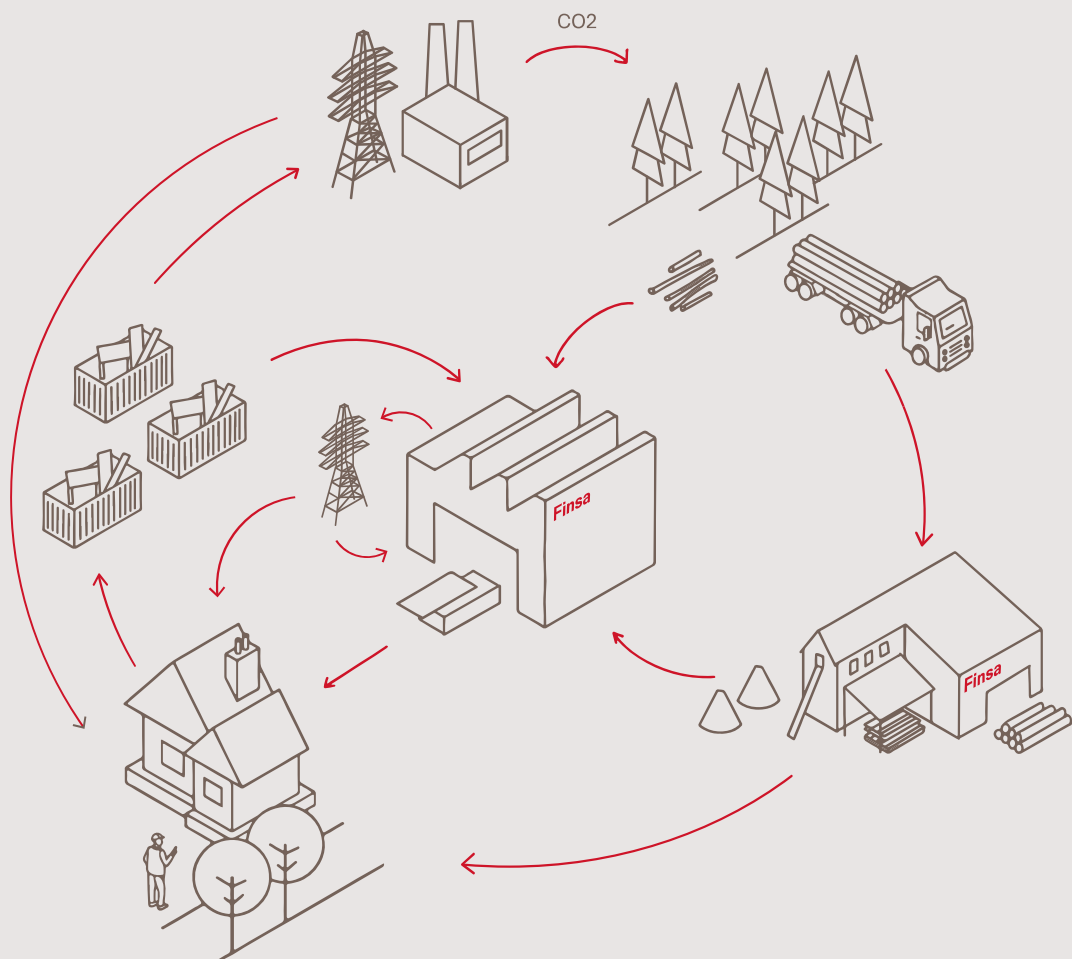
Finsa's Technical Consultancy team comprises professionals with extensive experience in architecture, interior design, and project development. Their job will be to accompany you during your projects to advise you on wood solutions. We can offer recommendations regarding partners who can support the execution

of the work, such as specialised distributors, industrialists and installers. In addition, we work on portfolios and other tools where we compile projects that use our materials, demonstrating the applied products and aiming to inspire you in your own work.

# 1. Sustainability

Finsa's technical wood is made using wood from rapidly renewable and recycled species. Finsa's commitment to sustainable growth extends beyond the boundaries of our factories. We consider it an obligation to respect and protect our primary raw material: wood.

For this reason, the development of the environment closest to our work centres and the people who live there is a commitment that we work towards every day.



## Product-related certifications



### Environmental Product Declaration

Document that communicates the environmental impact of a material during its life cycle, from the raw material extraction process, transport to the manufacturing plant and product manufacturing process.



### Cradle-to-cradle.

Multi-attribute certification, directly linked to Sustainable Development Goals (SDGs), demonstrating that a product is safe and circular.



### Product Transparency — Declare

Voluntary disclosure programme that makes product ingredients 99.9% explicit. The Declare seal aims to transform the building materials industry, aiming for healthier products through transparency.



### HPD Health Assessments

A Health Product Declaration (HPD) is a document shared by manufacturers to disclose a product's ingredients and associated health hazards.



### The Material Health Certificate

This is a materials analysis based on the Cradle to Cradle standard health assessment methodology. This certification seeks to promote healthier and safer products.



### Ecolabel

Voluntary seal of environmental excellence for products or services, created by the European Union in 1992. It ensures that high ecological standards are met throughout the life cycle. Our laminate floors are currently certified.

## Forestry certification, supply chain and transparency



### Forestry Certifications

#### PEFC

PEFC chain-of-custody certification provides a verified and independent guarantee that products with the PEFC label contain certified forest material from sustainably managed forests.



#### FSC®

We have implemented a PEFC/FSC® chain of custody certification system that allows us to supply certified wood products to customers which are 100% recyclable and contribute greatly to the fight against climate change. This forestry certification promotes certified wood, and to this end we certify our farms and help our suppliers achieve certification.



#### EUTR

As a sign of transparency, we voluntarily certify compliance with EU Regulation 995/2010 regarding the legal origin of wood.



#### ISO 38200

This is an internationally recognised standard for the transmission of information along the supply chain of wood and wood-derived products.

## Sustainable building certifications

### BREEAM, LEED, VERDE, WELL and LBC

Our wood solutions help meet the requirements of sustainable building certifications.



For detailed information on the certifications applicable to each product, please do not hesitate to contact us.



**NEW**

# 5. Solid

New range of gloss or matt anti-fingerprint surfaces, polypropylene based, suitable for vertical applications, characterised by their durability, wear resistance and pleasant feel.

It is available in different unicolours, all of them mass-coloured. Polypropylene is a less dense material than other foil solutions on the market, reducing the impact on the carbon footprint by requiring less energy to produce than other similar compounds.





L005 Verde Java Solid Matt

All available products are mass-coloured, which gives them excellent wear resistance and avoids problems when cutting and edging the material.

Its glossy/matt anti-fingerprint finish gives it a modern and competitive look for use in furniture fronts.

Both finishes are valid for vertical surfaces.

Solid is offered on our SuperPan® EZ substrate to enhance surface quality and provide better resistance to ageing, as well as to optimise machining processes.

Surface coated with PUR glues, resistant to very humid environments, with protective film on the surface.

The Solid Glow finish has a 90° gloss surface (measured at a 60° angle).

The Solid Matt finish has a warm, velvety surface and very low light reflectance.

---

### Advantages



Ease of machining and installation



Vertical application



Easy to clean



Anti-fingerprint



Low formaldehyde emissions

---

### Recommended use



**Indoor furniture**  
Product displays...



**Wardrobes and walk-in wardrobes**



**Internal and technical door**  
Faces



**Bathroom furniture**  
Fronts



**Kitchen furniture**  
Fronts, splashbacks...



**Cladding**  
Decorative panelling...

---

### Certifications

\* Our EZ products are low formaldehyde emitting ( $< 0.05$  ppm according to EN 717-1) and comply with US EPA TSCA Title VI and CARB Phase 2 formaldehyde emission requirements.

---

### Accessories



ABS edgebanding



Laminates

Textura




Solid Glow



Solid Matt

Solid Glow



**L001 Blanco Cuarzo**  
Solid Glow

NEW



**L003 Gris Ópalo**  
Solid Glow


NEW



**L004 Gris Lava**  
Solid Glow

NEW

Solid Matt



**L001 Blanco Cuarzo**  
Solid Matt

NEW



**L003 Gris Ópalo**  
Solid Matt

NEW



**L004 Gris Lava**  
Solid Matt

NEW



**L002 Negro Onix**  
Solid Matt

NEW



**L005 Verde Java**  
Solid Matt

NEW



---

# Specific recommendations

---

## Solid

---

### **Storage**

The material should always be kept under cover on a horizontal surface and in a clean, dry place (recommended temperature and humidity of 20°C/ 65% H.R.), avoiding exposure to UV rays and draughts. Once some of the material has been used, it is important to return the package to its original packaging conditions (plastic film, plugs, lids, etc.) to ensure the protection of the product.

### **Cutting, edging and machining**

The cutting, edging and machining process is carried out using conventional tools specifically designed for woodworking. To ensure a clean and precise finish, it is essential to use tools that are freshly sharpened, as this allows for sharper cuts and avoids possible wear or imperfections in the material.

It is important to maintain the protective film during machining work.

### **Cleaning**

It is recommended to use a cloth lightly dampened with mild soap and a soft texture to remove stains that may accumulate over time. Alternatively, warm water can also be used to facilitate cleaning without damaging the surfaces.

# 10. Accessories

## ABS edgebanding

Acrylonitrile butadiene styrene (ABS) is a thermoplastic widely used in the furniture industry for its strength, light weight and lower environmental impact. Matching colour and texture with the board is essential, so we offer the ideal decorative combination in colour, gloss and texture with our Finsa Design ranges and their complements. The result: an optically perfect connection between edge and panel.



## **HPL / Laminate**

High Pressure Laminate is a practical and durable alternative for demanding applications and settings. Thanks to their high-strength surface properties, they are widely used in various fields. Its excellent physical-mechanical performance and surface strength make high pressure laminate (HPL) one of the most popular materials in interior design, as it is a perfect solution for both horizontal and vertical cladding and uses..




## **Screw cap kit**

The screw caps are offered as an accessory to all designs in the Duo and Studio ranges. They consist of self-adhesive sheets, which are mainly used to cover unused drill holes or screw heads in any kind of furniture. It can also be used to disguise any accidentally caused surface damage. Supplied in paper blister packs containing 6 x 15x10 Sheets of Xtraflex 0.22mm Self-adhesive: 2 Uncut sheets, 2 Die-cut sheets 12mm and 2 Die-cut sheets 22mm.

## **Topglass acrylic edgebanding**

The perfect combination of edgebanding to finish off the Topglass board





### **Topglass acrylic sheet**

For any project's material requirements, Finsa, in addition to the Top Glass range of boards, also offers the acrylic sheet for individual use in the most demanding settings.

### **Solid Matt / Solid Glow Sheet**

For any project's material requirements, Finsa, in addition to the Solid range of boards, also offers the polypropylene sheet of the same material, both in matt anti-fingerprint finish and in glossy finish in the full range of colours of this range.



### **Aluminium profiles**

Black and bronze-coloured aluminium profile that allows the edges of the board to be finished.

T- and H-profiles are available.



### **Grip Sheet**

As a complement to the Grip board, we also offer the non-slip Grip sheet material.

### **Linum / Suede / Pelle Sheet**

For any project's material requirements, in addition to the Fabric range of boards, we also offer the flexible sheet of our materials:

- Linum, an authentic textile that offers versatility with genuine textile qualities.
- Suede, a textile material with a soft, velvety feel that conveys a sense of luxury and comfort.
- Pelle, an innovative leather covering with a high haptic appeal, made from materials from other related sectors, thus contributing to the circularity of the material.

This material can also be used for upholstery work in furniture decoration.



# 11.

# Technical recommendations

---

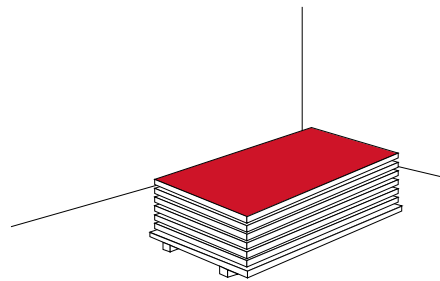
## General recommendations

---

### Storage

---

- It should be stored in closed, ventilated and dry premises, protected from sun, rain, frost and chemical splashes, in compact piles.
- The pallets shall be placed on a level and flat surface and the boards shall be kept packed in a similar condition to the original packaging in order to maintain their properties. When the packages are stacked, vertical alignment of the supports is recommended to avoid deformation.
- Try to avoid subjecting the sides of the board to differing humidity and temperature conditions.
- It is recommended to keep the original packaging or very similar and to avoid any humid environment in order to preserve its physical and mechanical properties in optimal conditions.

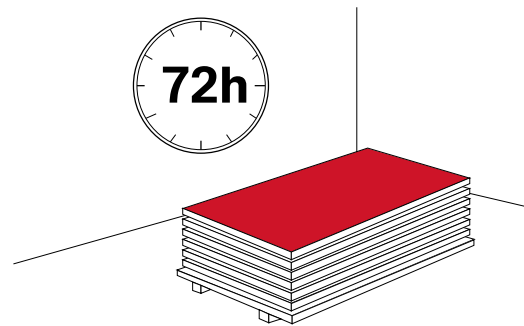


- Moisture fluctuations are more pronounced at the edges, so their protection by proper packaging, and even sealing under changing environmental conditions, is particularly important.
- It is advisable to pay special attention to dry and side impacts, and to handle the board with care to avoid damage.
- It is recommended to keep the top board preferably protected by a cover for proper storage and transport.

## Acclimatisation

---

- Due to its hygroscopic properties, wood and any form of board derived from it will capture and release humidity from the surrounding environment which, depending on the temperature and humidity conditions of that environment, may cause dimensional variations.
- Pre-conditioning of the boards is recommended. Before processing, it is advisable to acclimatise it to the environment for at least 2 days before use.
- In the case of on-site installation (*cladding, etc.*), they must be stabilised at the installation site to achieve balance and minimise dimensional variations once installed.
- The cut parts must be properly stored and, in the case, must be stabilised prior to installation at the same place of installation.



## Installation

---

- The method of installation and fastening is critical to ensure proper performance of the panels on-site.
- Due to their hygroscopic behaviour, the boards may admit and pick up moisture from the surrounding air or nearby elements, which is why it is very important to acclimatise them beforehand at the installation site and to leave expansion joints around the perimeter of the board once they are installed on-site (in the case of panelled products).

## Handling and Machining

---

### Handling

- The product must be handled with due care, avoiding intense friction between the faces that could cause damage to the decorative surface.
- It is recommended to use protective measures such as gloves when handling the parts.
- It is recommended to machine the edge of the board avoiding straight edges, especially with decorative paper.
- If you wish to increase the useful life of the tools, the use of diamond-tipped cutting tools is recommended.

### Machining and cutting

- For the cutting and machining of the board, the usual tools are used for other wood-based panels, although parameter adjustments (*cutting speed, feed rate*) may be necessary for a good final finish. For a good result, it is important to ensure correct sharpening and maintenance of the cutting tools as well as the elimination of vibrations in the machine, and to follow other good practices recommended in carpentry work.
- The characteristics of the product allow it to be machined and used as an exposed edge.
- It is recommended that you consult your usual tool supplier for further information and advice.

## Cleaning

---

- Prior to finishing, the surfaces must be free of dust or dirt and sanding marks.
- The melamine board can be cleaned with a damp cloth and a neutral cleaning agent in small doses. Abrasive elements and excessively acidic or basic solutions should be avoided. Prolonged exposure to wet surfaces and/or direct contact with water should be avoided.
- The method of installation and fastening is critical to ensure proper performance of the panels on-site.







**Finsa**

finsa.com

📷 in 📱 f 📺 X